



LHC RHC

HIGH VOLTAGE DIFFUSED SILICON RECTIFIERS



- SMALL SIZE MOLDED PACKAGE
- PRV 8,000 TO 40,000 VOLTS
- FAST RECOVERY (RHC SERIES)
- LOW LEAKAGE

EDI Type No.	Peak Reverse Voltage PRV (Volts)	Max. Fwd. Voltage Drop at 25 °C And I _o VF (Volts)	Case Style
LHC25-8	8,000	30	A
-10	10,000	30	A
-12	12,000	30	A
-15	15,000	60	B
-20	20,000	60	B
-25	25,000	60	B
-30	30,000	90	C
-35	35,000	90	C
-40	40,000	90	C
RHC25-8	8,000	30	A
-10	10,000	30	A
-12	12,000	30	A
-15	15,000	60	B
-20	20,000	60	B
-25	25,000	60	B
-30	30,000	90	C
-35	35,000	90	C
-40	40,000	90	C

ELECTRICAL CHARACTERISTICS (at T _A =25 °C Unless Otherwise Specified)	LHC SERIES STANDARD RECOVERY
Max. DC Reverse Current @ PRV and 25 °C, I _R	1 μA
Max. DC Reverse Current @ PRV and 100 °C, I _R	40 μA
Ambient Operating Temperature Range, T _A	-55 °C to +150 °C
Storage Temperature Range, T _{STG}	-55 °C to +150 °C
Max. One-Half Cycle Surge Current, I _{FM} (Surge) @ 60Hz	3 Amps

ELECTRICAL CHARACTERISTICS (at T _A =25 °C Unless Otherwise Specified)	RHC SERIES FAST RECOVERY
Max. DC Reverse Current @ PRV and 25 °C, I _R	1 μA
Max. DC Reverse Current @ PRV and 100 °C, I _R	60 μA
Max. Reverse Recovery Time, t _{rr} (Fig.4)	100 nanosec
Ambient Operating Temperature Range, T _A	-55 °C to +125 °C
Storage Temperature Range, T _{STG}	-55 °C to +150 °C
Max. One-Half Cycle Surge Current, I _{FM} (Surge) @ 60Hz	3 Amps

NOTES:

1. Maximum lead and terminal temperature for soldering, 3/8 inch from case, 5 seconds at 250 °C.
2. If operated over 10,000 v/inch in length, devices should be immersed in oil or re-encapsulated.

EDI reserves the right to change these specifications at any time without notice.

LHC RHC

FIG.1

NON-REPETITIVE SURGE CURRENT RATINGS

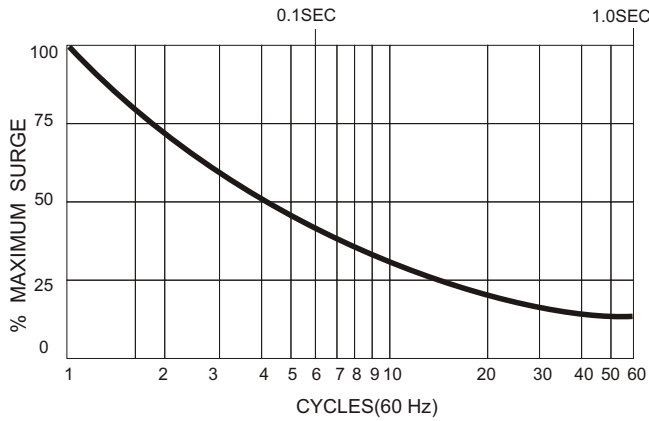


FIG.2

OUTPUT CURRENT vs AMBIENT TEMPERATURE

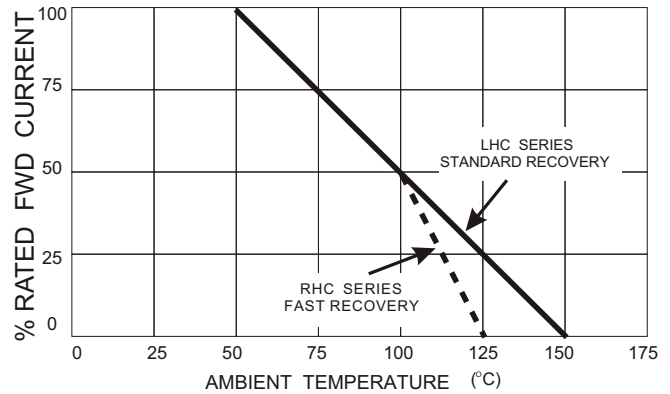
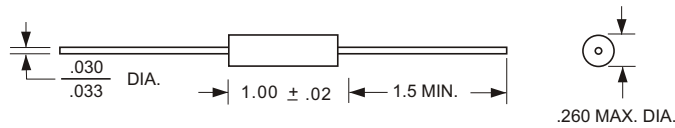


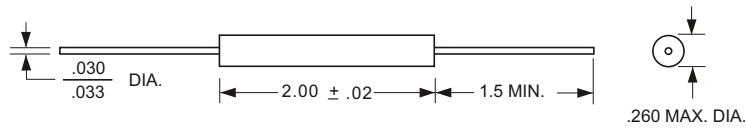
FIG.3
PACKAGE STYLE

CASE STYLE A



ALL DIMENSIONS
IN INCHES

CASE STYLE B



CASE STYLE C

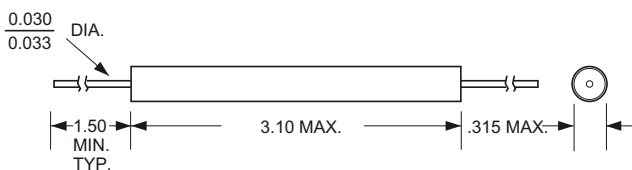
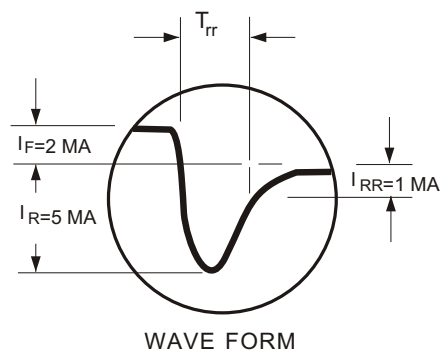


FIG.4
RECOVERY WAVE FORM



RECOVERY TEST CIRCUIT

